

TABLE OF CONTENTS

MISSION STATEMENT		4
BOARD OF DIRECTORS		5
SUMMARY STATISTICS		6
FACULTY		7
Faculty Status	7	
Academic Rank	8	
Degree Distribution	9	
Years of Employment	10	
Gender Distribution	11	
Student to Faculty Ratio	12	
STUDENTS		13
Admissions	13	
Enrollment	14	
Student Nationalities	15	
Average SAT Scores	16	
2003-2009 Retention Rates	17	
Freshman Graduation Rate	18	
ALUMNI		19
Alumni Placements	19	
Alumni Positions	20	
LIBRARY		22
Collections	22	
Reference and Reserves	22	
Circulation	22	
FINANCES		24
Revenue	24	
Expenses	25	
FOR MORE INFORMATION		26





MISSION STATEMENT

The mission of Mater Ecclesiae is to prepare consecrated women for leadership positions in educational, pastoral, religious and social services. The program pursues an “integral formation” that maintains quality intellectual, spiritual and social standards; forms character; and emphasizes service.

Founded on Judeo-Christian values in the Catholic heritage and in the spirit of Ex Corde Ecclesiae, Mater Ecclesiae is committed to providing a personalized, community-based and teaching centered environment, rooted in the spirituality of the Legionaries of Christ and the Regnum Christi Movement.

Mater Ecclesiae integrates vocational development with service leadership in preparing students to pursue higher degrees and meet the educational, moral, social and professional needs of an increasingly global society. The student body at Mater Ecclesiae is international.

BOARD OF DIRECTORS

Officer	Name	Affiliation
Chairman	Julio Marti	- Territorial Director of the Legion of Christ
Vice Chairman	Monica Trevino	- Vocational promotion and recruiting expertise - National coordinator of Pastoral Support Services, Inc.
Secretary/ Treasurer	Jose Felix Ortega	- Financial and legal expertise in Non-Profit organizations - Director of Consolidated Catholic Administrative Services
President	Maria de Lourdes Fernandez	- President of Mater Ecclesiae
	Caroline Wilders	- Field education and vocational development expertise - Director of Immaculate Conception Academy
	Louise O'Callahan	- Homemaker, community volunteer, concerned with education
	Edward Grandio	- Executive Director of National Consultants for Education (NCE)
	Dermott Mullan	- Professor in the department of Physics and Astronomy at the University of Delaware - Director of the NASA Delaware Space Grant - Widely published author

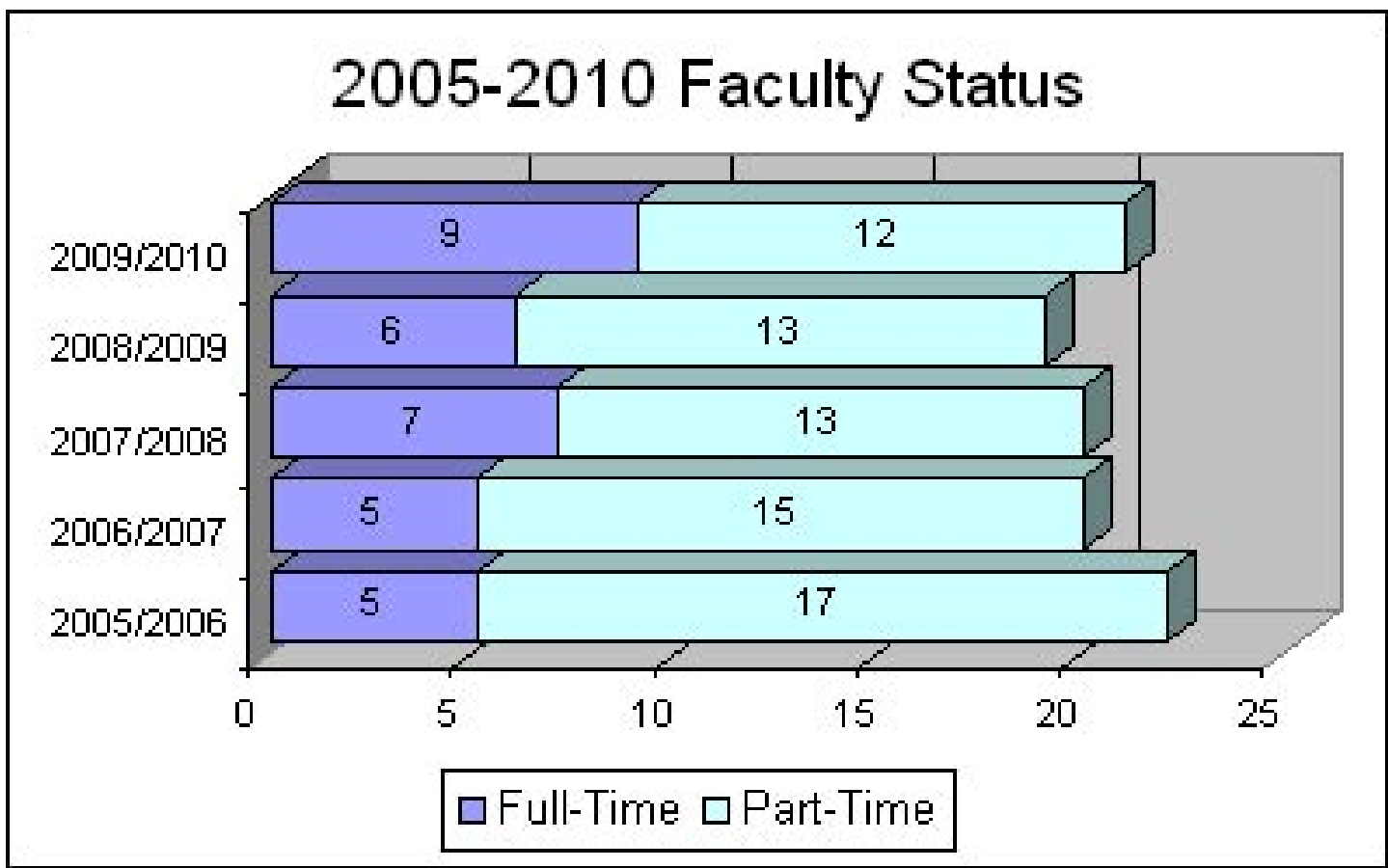


SUMMARY STATISTICS

ADMISSIONS	
First-time First Year:	
Applied	34
Accepted	30
Enrolled	17
Percent enrolled of accepted	56.67%
Average SAT score	1142
STUDENT BODY	
Registered Headcount:	71
Freshmen	17
Sophomore	15
Junior	21
Senior	18
Residency:	
United States	45
International	26
FACULTY	
Full-time Headcount:	9
Male	1
Female	8
Professor	2
Assistant	7
Instructor	0
Part-time faculty	12
Student to Faculty Ratio	7.9 to 1

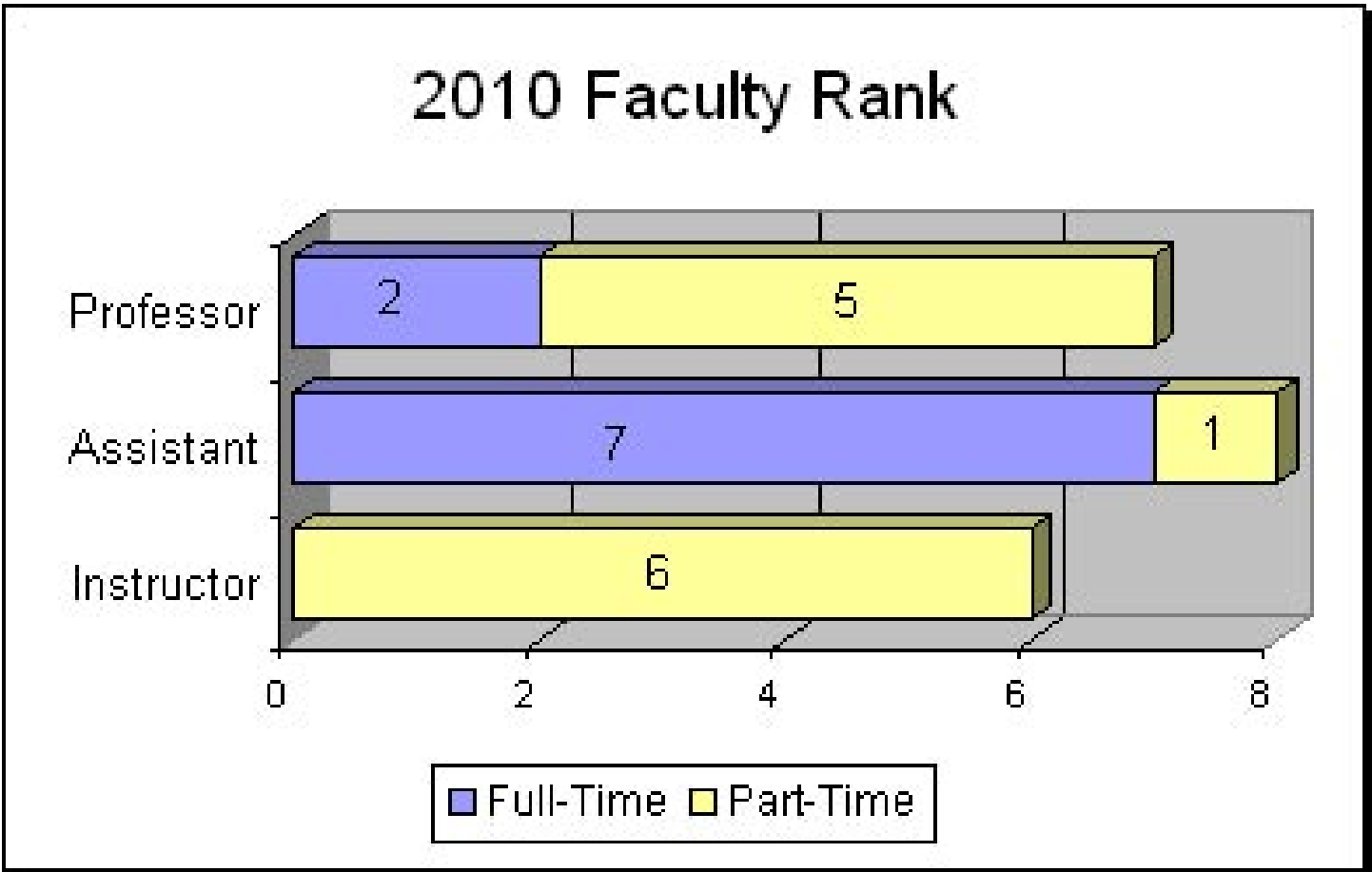
FACULTY

Faculty Status					
	2005-06	2006-07	2007-08	2008-09	2009-10
Full Time	5	5	7	6	9
Part Time	17	15	13	13	12
Total	22	20	20	19	21

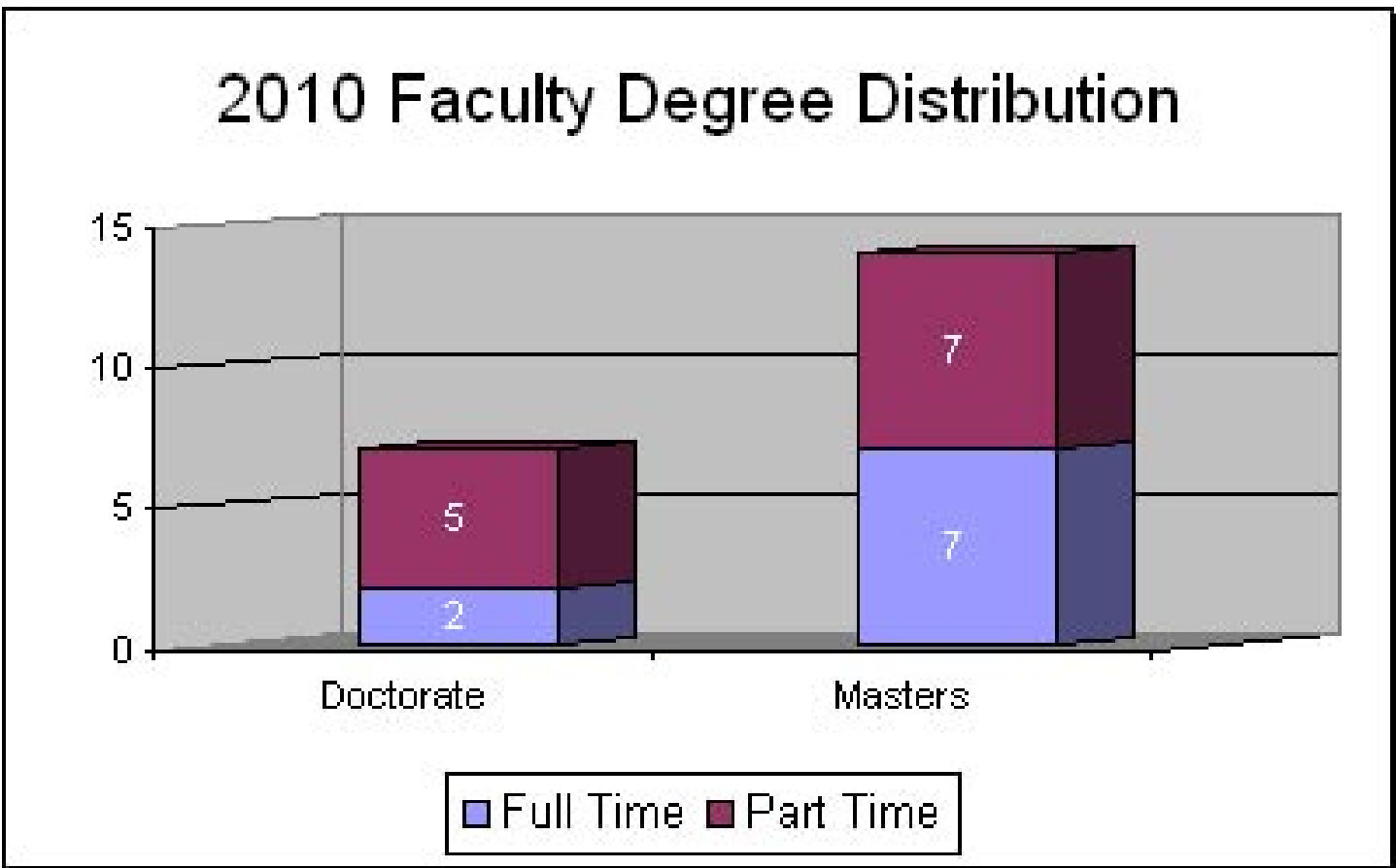




Academic Rank																
	2005-06			2006-07			2007-08			2008-09			2009-10			
Rank	FT	PT	Total	FT	PT	Total	FT	PT	Total	FT	PT	Total	FT	PT	Total	
Professor	0	4	4	0	5	5	2	5	7	2	5	7	2	5	7	
Associate	0	2	2	0	2	2	0	0	0	0	0	0	0	0	0	
Assistant	5	0	5	5	1	6	5	3	8	4	3	7	7	1	8	
Instructor	0	11	11	0	7	7	0	5	5	0	5	5	0	6	6	

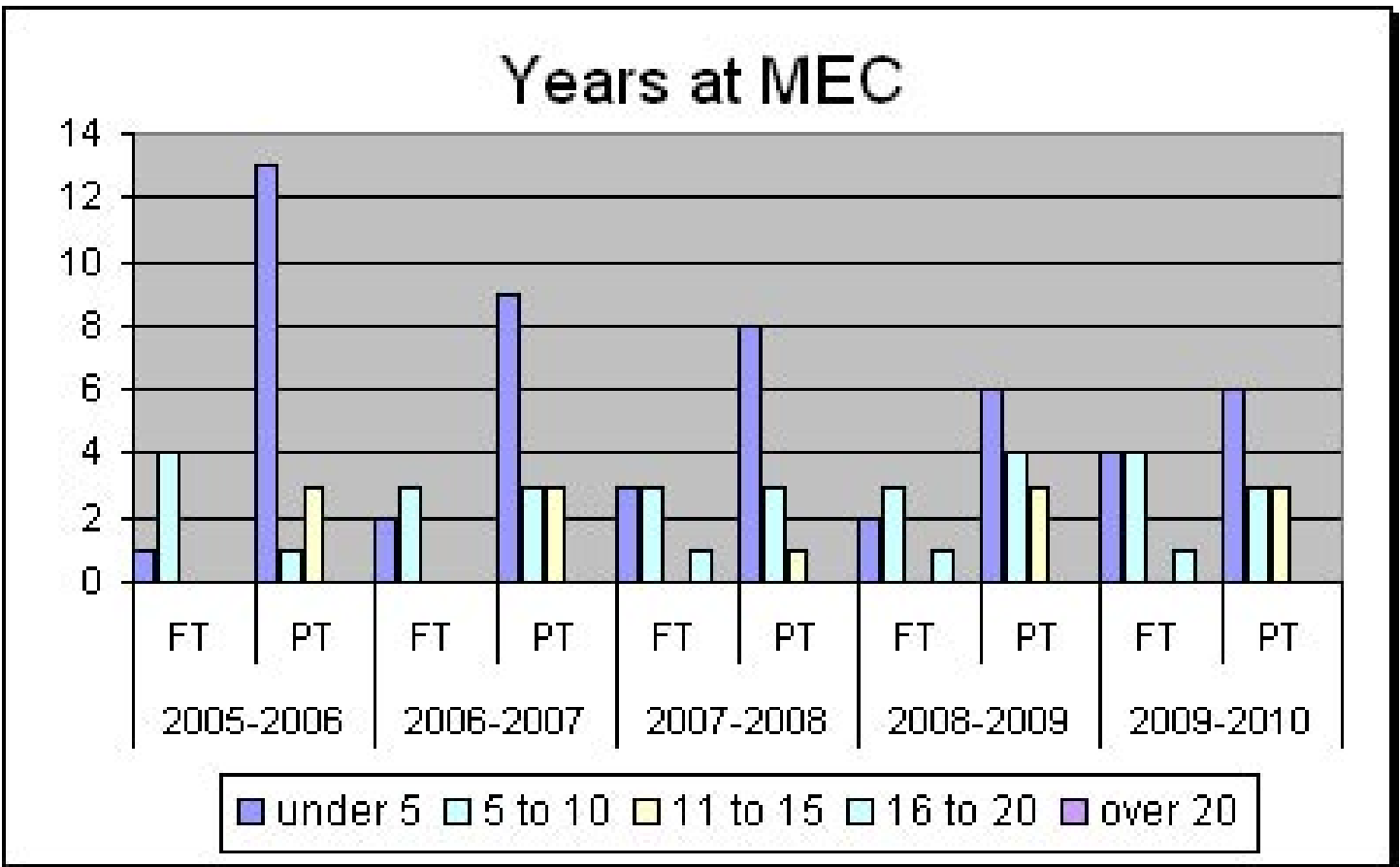


Degree Distribution															
	2005-06			2006-07			2007-08			2008-09			2009-10		
Degree	FT	PT	Total	FT	PT	Total	FT	PT	Total	FT	PT	Total	FT	PT	Total
Doctorate	0	4	4	0	5	5	2	5	7	2	6	8	2	5	7
Masters	5	13	18	5	10	15	5	7	12	4	7	11	7	7	14
Bachelors	0	0	0	0	0	0	0	1	1	0	0	0	0	0	0



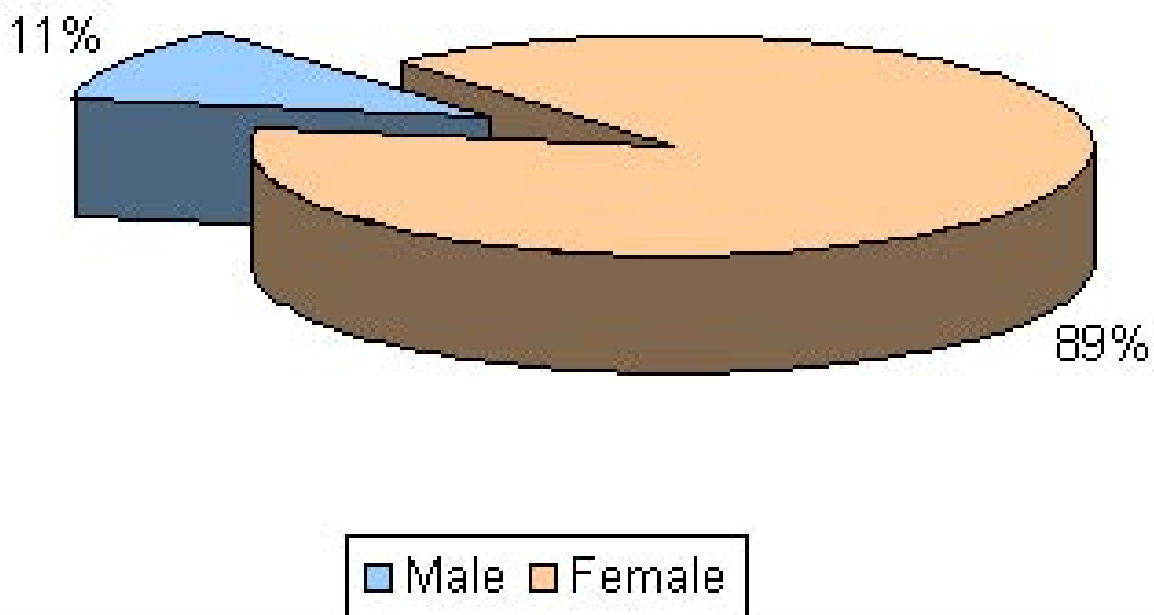


Years of Employment																
	2005-06			2006-07			2007-08			2008-09			2009-10			
Years	FT	PT	Total	FT	PT	Total	FT	PT	Total	FT	PT	Total	FT	PT	Total	
under 5	1	13	14	2	9	11	3	8	11	2	6	8	4	6	10	
5-10	4	1	5	3	3	6	3	3	6	3	4	7	4	3	7	
11-15	0	3	3	0	3	3	0	1	1	0	3	3	0	3	3	
16-20	0	0	0	0	0	0	1	0	1	1	0	1	1	0	1	
over 20	0	0	0	0	0	0	0	0	0	0	0	0	0	0	0	



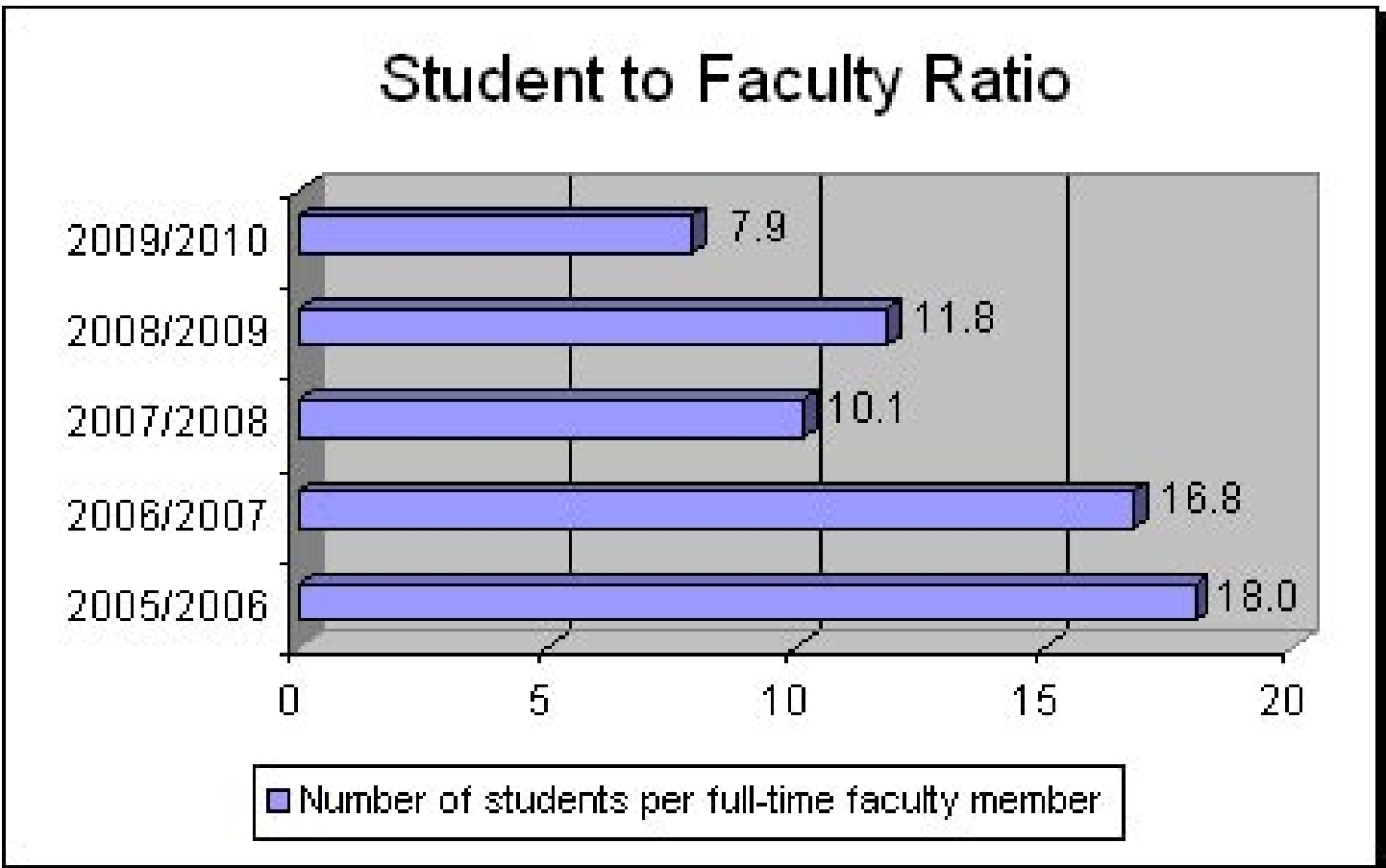
Gender Distribution																
	2005-06			2006-07			2007-08			2008-09			2009-10			
Gender	FT	PT	Total	FT	PT	Total	FT	PT	Total	FT	PT	Total	FT	PT	Total	
Male	1	8	9	1	7	8	2	6	8	1	5	6	1	6	7	
Female	4	9	13	4	8	12	5	7	12	5	8	13	8	6	14	

2010 Faculty Gender Distribution



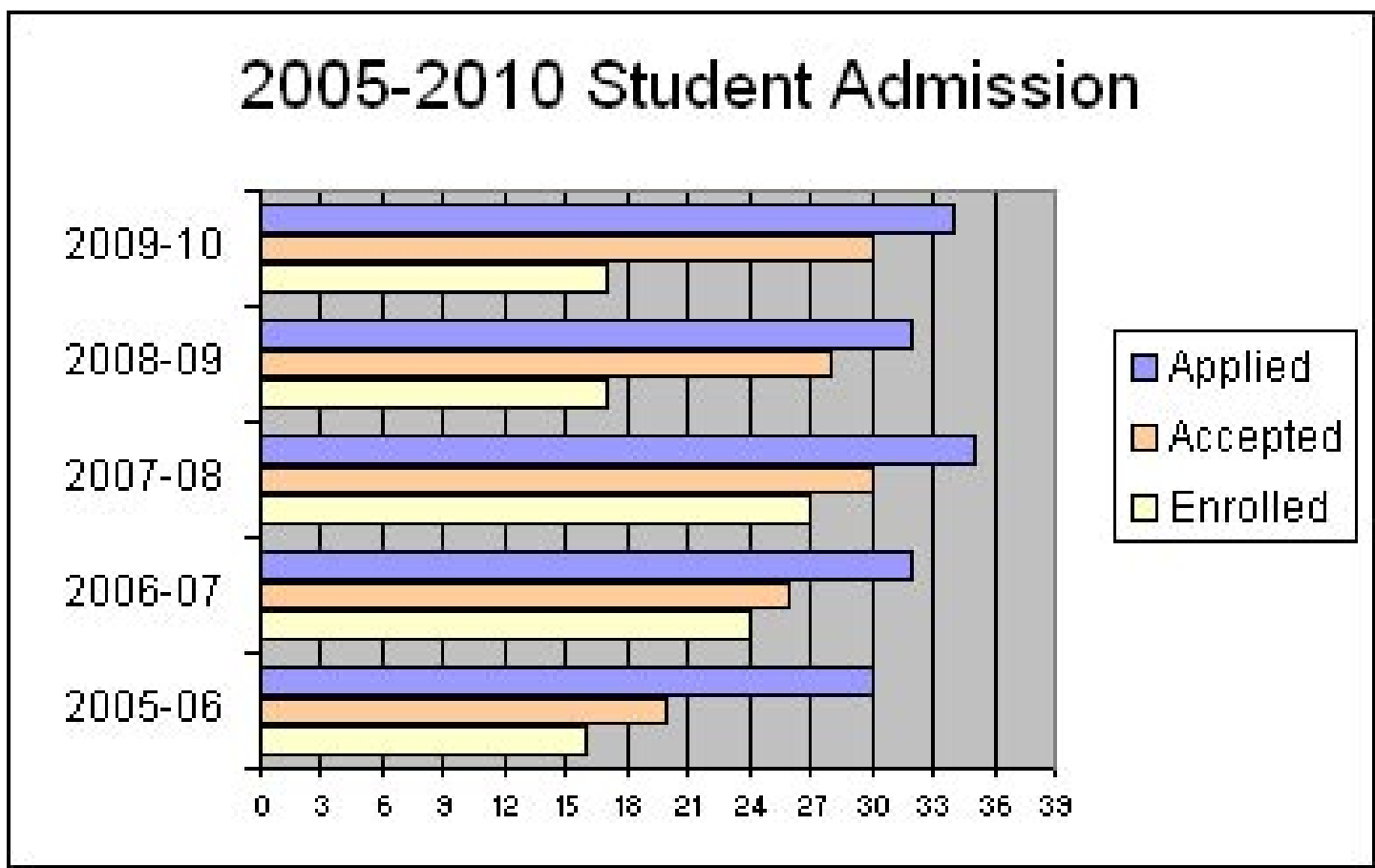


Student to Faculty Ratio														
2005-06			2006-07			2007-08			2008-09			2009-10		
Students	Faculty	Ratio	Students	Faculty	Ratio	Students	Faculty	Ratio	Students	Faculty	Ratio	Students	Faculty	Ratio
90	5	18:1	84	5	16.8:1	71	7	10:1	71	6	11.8:1	71	9	7.89



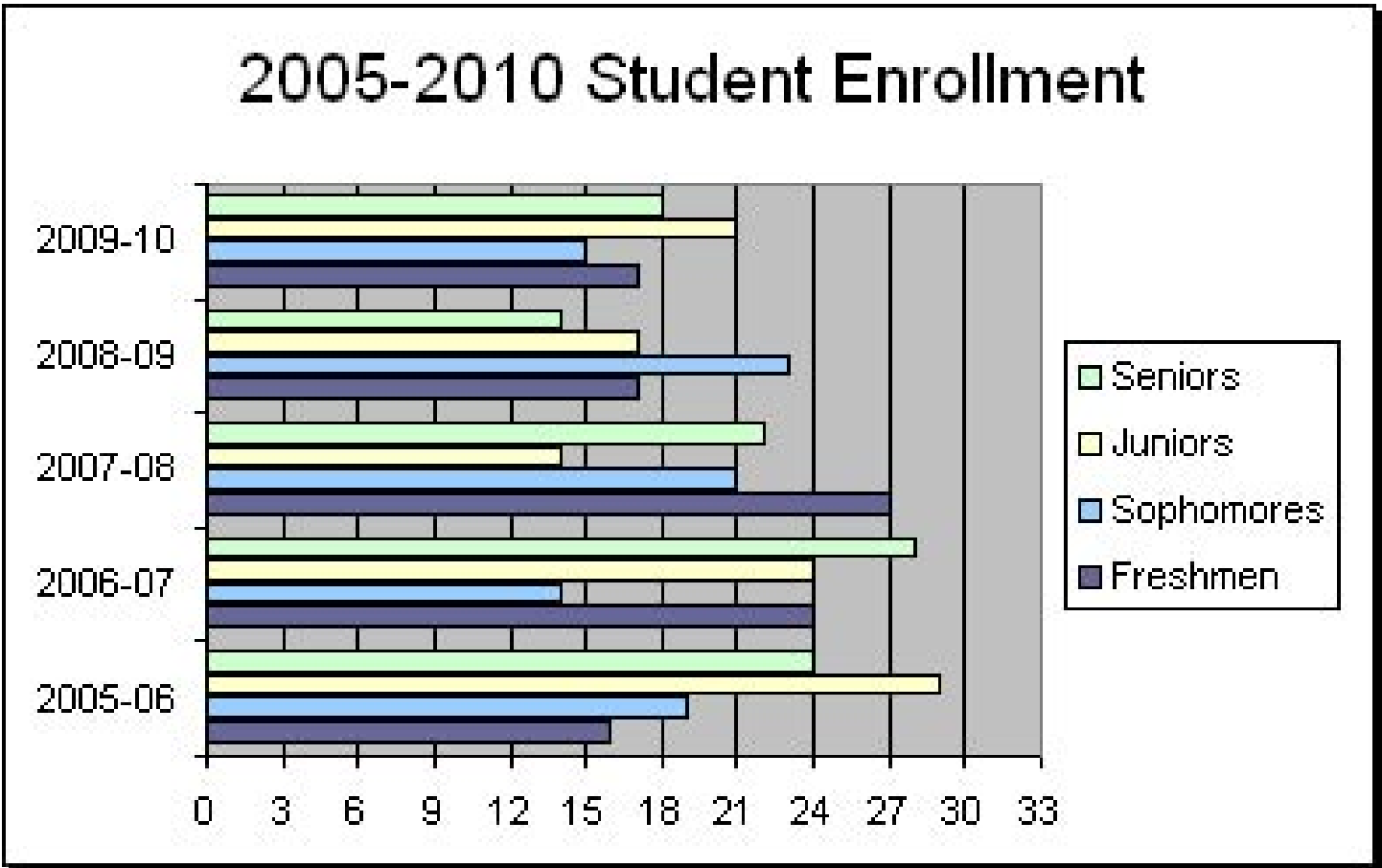
STUDENTS

Admissions					
	2005-06	2006-07	2007-08	2008-09	2009-10
Applied	30	32	35	32	34
Accepted	20	26	30	28	30
Enrolled	16	24	27	17	17



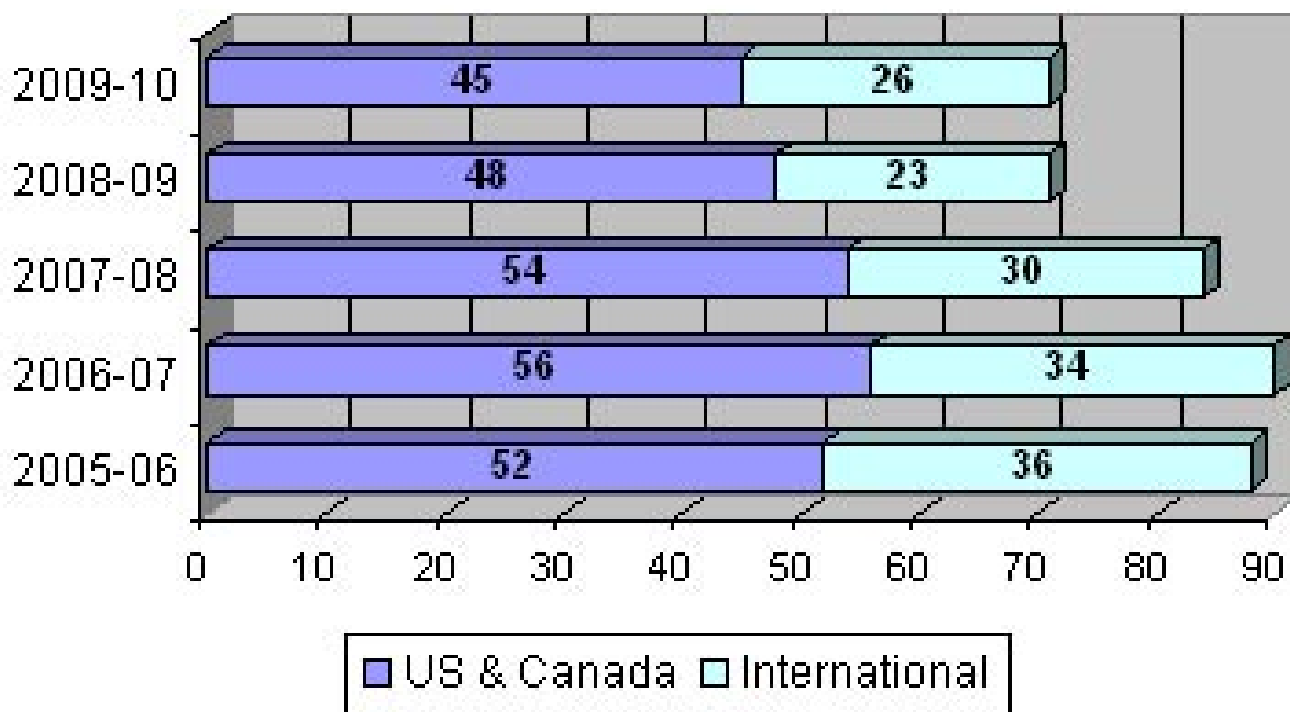


Enrollment					
	2005-06	2006-07	2007-08	2008-09	2009-10
Freshmen	16	24	27	17	17
Sophomores	19	14	21	23	15
Juniors	29	24	14	17	21
Seniors	24	28	22	14	18
Total	88	90	84	71	71



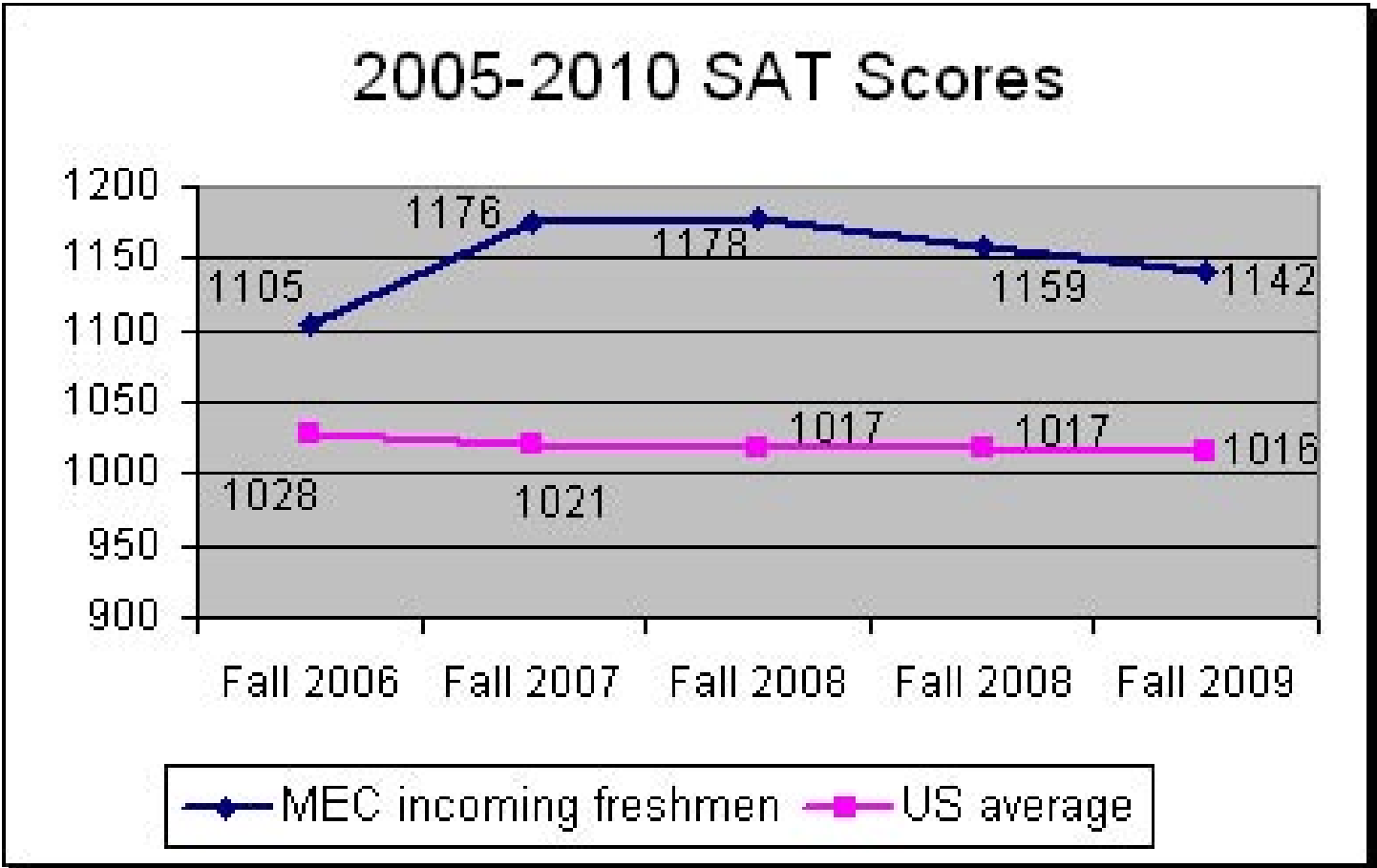
Student Nationalities					
Students	2005-06	2006-07	2007-08	2008-09	2009-10
US & Canada	52	56	54	48	45
International	36	34	30	23	26

2005-2010 Student Nationalities



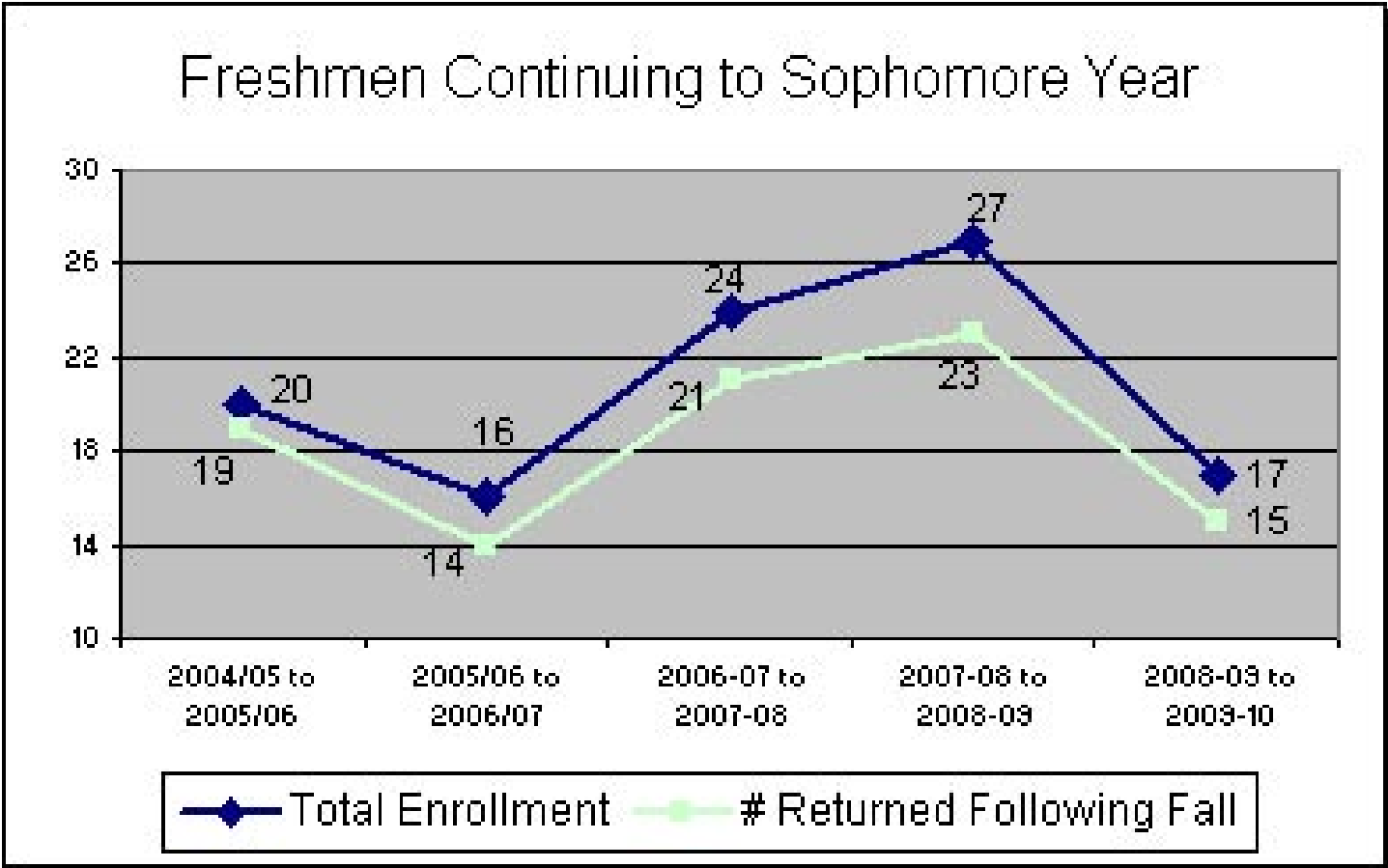


Average SAT Scores					
Students	2005-06	2006-07	2007-08	2008-09	2009-10
Score	1105	1176	1178	1159	1142



*Numbers taken from the National Center for Education Statistics.

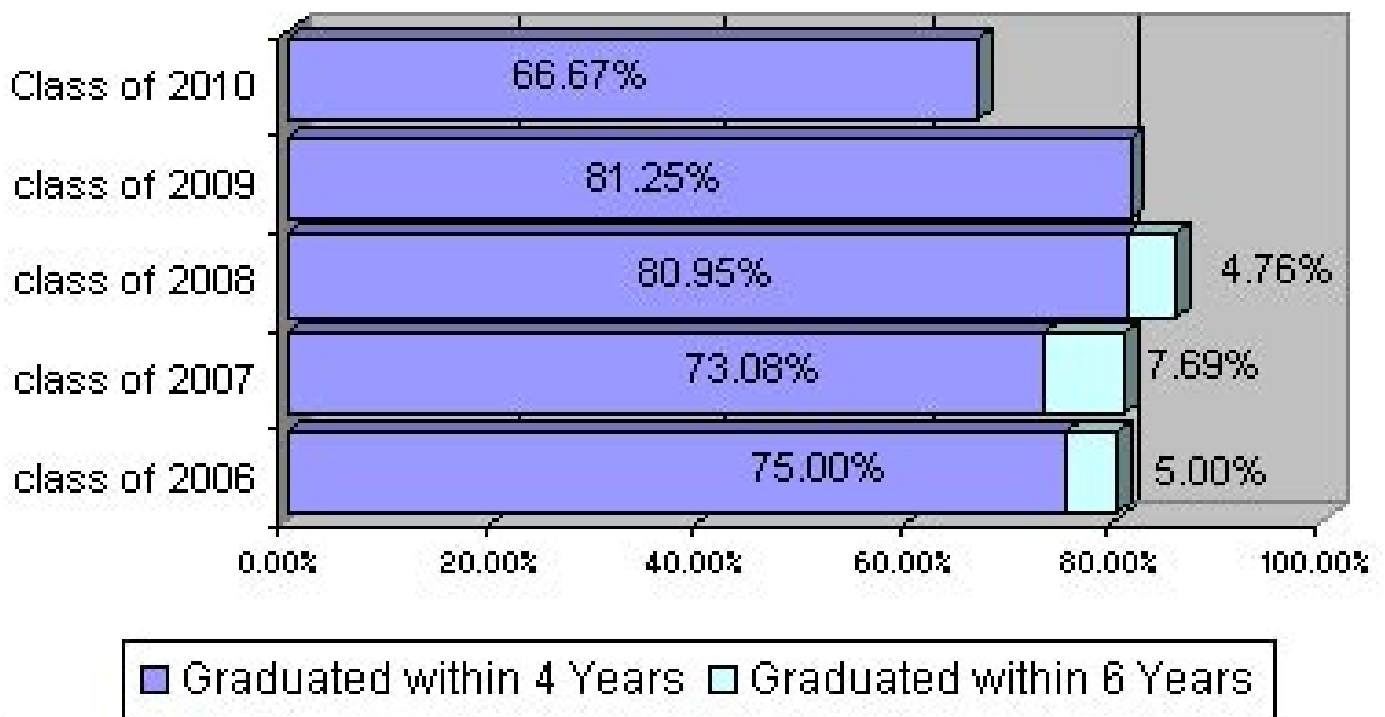
2003-2009 Retention Rates			
Years	Total Enrollment	# Returned Following Fall	Retention Rate Following Fall
2004/05 - 2005/06	20	19	95.0%
2005/06 to 2006/07	16	14	87.5%
2006-07 to 2007-08	24	21	87.5%
2007-08 to 2008-09	27	23	85.2%
2008-09 to 2009-10	17	15	88.2%





Freshman Graduation Rate					
Class	Entering #	Graduated within 4 yrs.		Graduated within 6 yrs.	
		#	%	#	%
class of 2006	20	15	75.00%	16	80.00%
class of 2007	26	19	73.08%	21	80.77%
class of 2008	21	17	80.95%	18	85.71%
class of 2009	16	13	81.25%	13	81.25%
class of 2010	24	16	66.67%	-	-

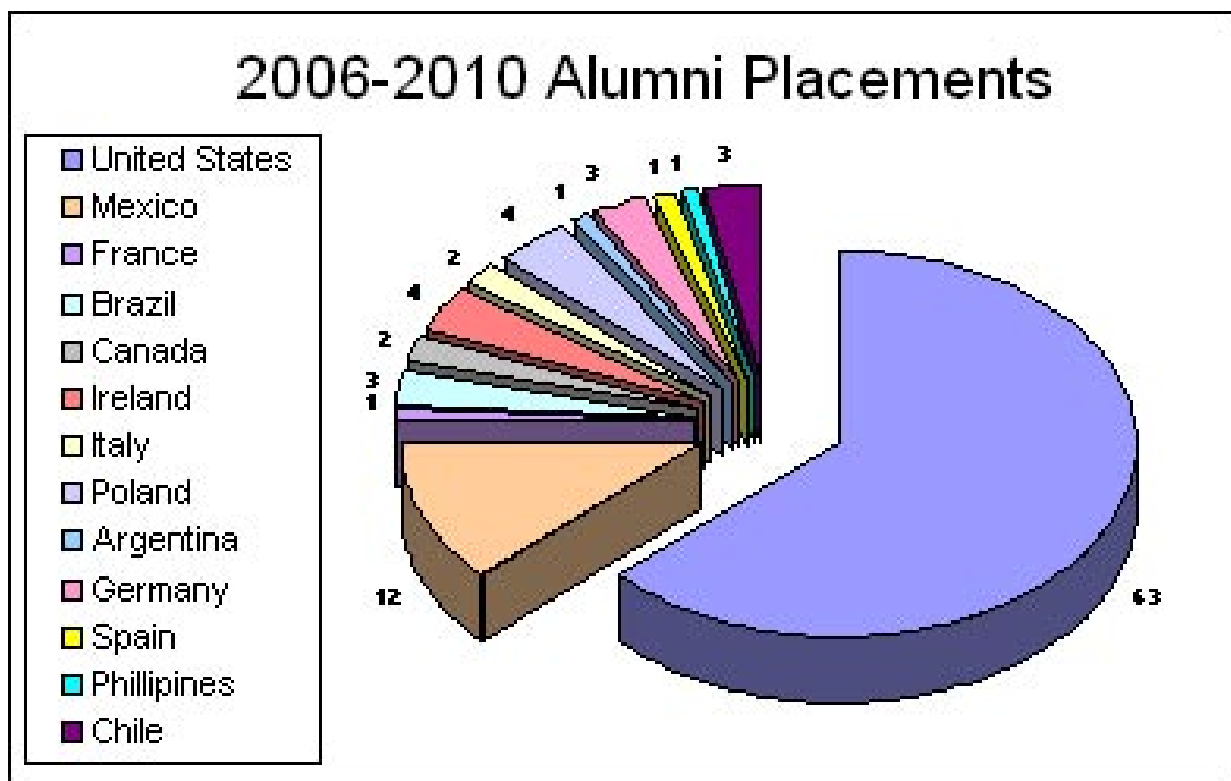
2006-2010 Freshmen Graduation Rate



ALUMNI

Upon graduating from Mater Ecclesiae College, alumni accept positions across the globe. Over the past 5 years, graduates have gone to Mexico, the United States, Brazil, Italy, Germany, France, Spain, Ireland, Canada, Poland, Argentina, and the Philippines.

Alumni Placements						
	class of 2006	class of 2007	class of 2008	class of 2009	class of 2010	Total
United States	13	16	12	11	11	63
Mexico	3	5	4	0	0	12
France	0	0	1	0	0	1
Brazil	2	0	1	0	0	3
Canada	0	0	0	0	2	2
Ireland	2	1	1	0	0	4
Italy	1	0	0	1	0	2
Poland	1	0	1	2	0	4
Argentina	1	0	0	0	0	1
Germany	1	1	1	0	0	3
Spain	0	1	0	0	0	1
Phillipines	0	1	0	0	0	1
Chile	0	0	0	0	3	3

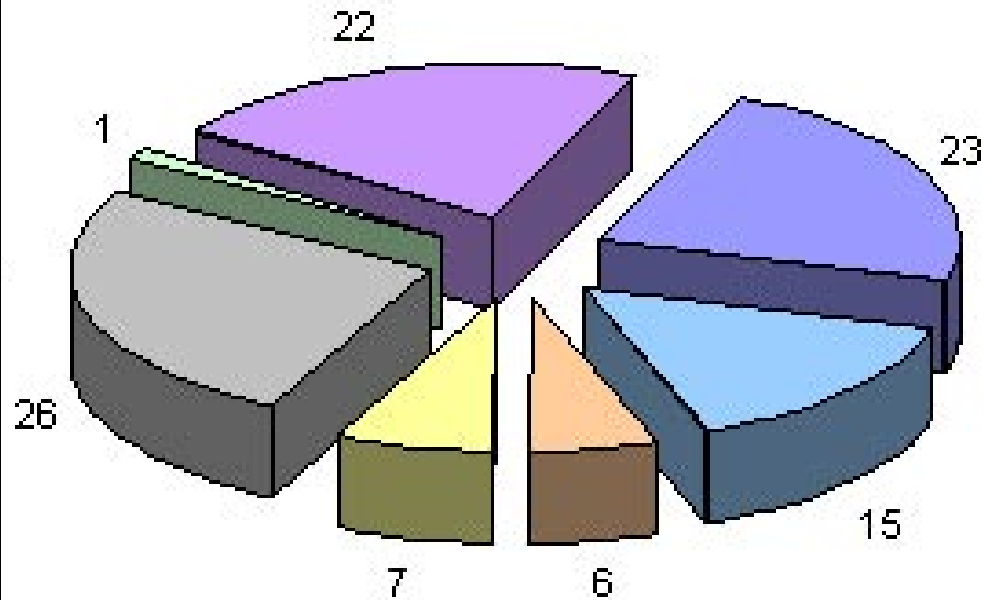




Alumni Positions						
	class of 2006	class of 2007	class of 2008	class of 2009	class of 2010	Total
Media	0	0	1	0	0	2
Youth Ministry	6	7	4	2	3	22
Education	5	5	7	1	5	23
Missionary Work	5	1	3	4	2	15
Institutional Administration	1	2	1	1	1	6
Management	3	0	1	1	2	7
Family Ministry	4	10	4	5	3	26

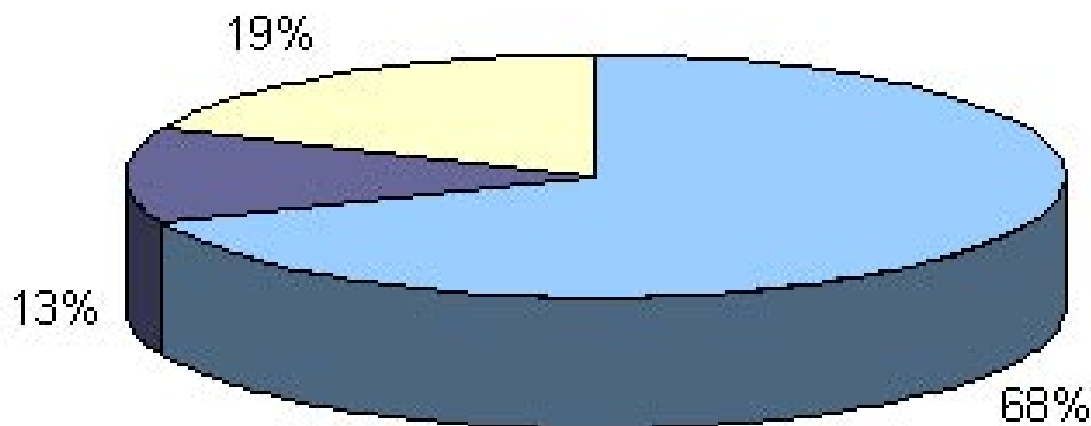
2006-2010 Alumni Positions

- Media
- Youth Ministry
- Education
- Missionary Work
- Institutional Administration
- Management
- Family Ministry



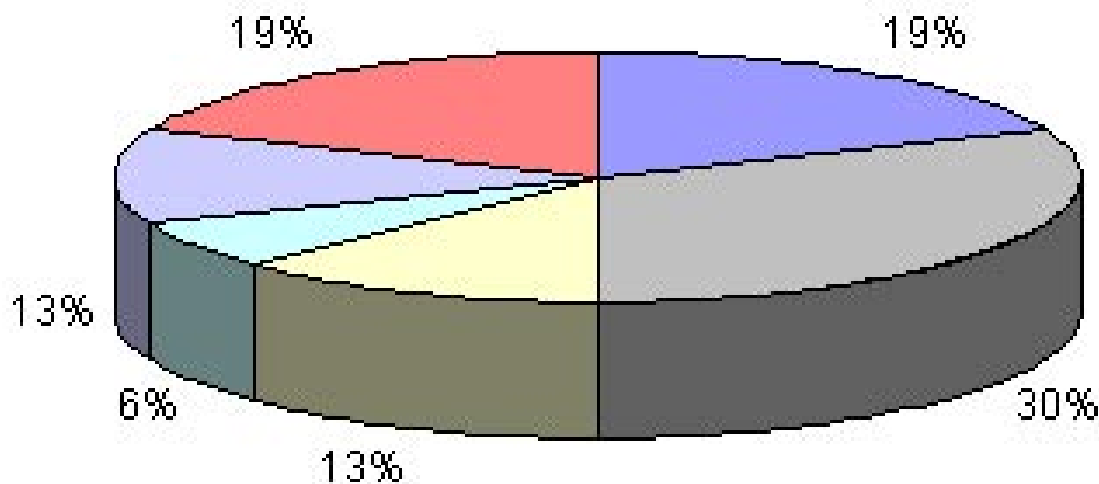
2010 Alumni Placements

United States Canada Chile



2010 Alumni Positions

Youth Ministry Education
 Missionary Work Institutional Administration
 Management Family Ministry

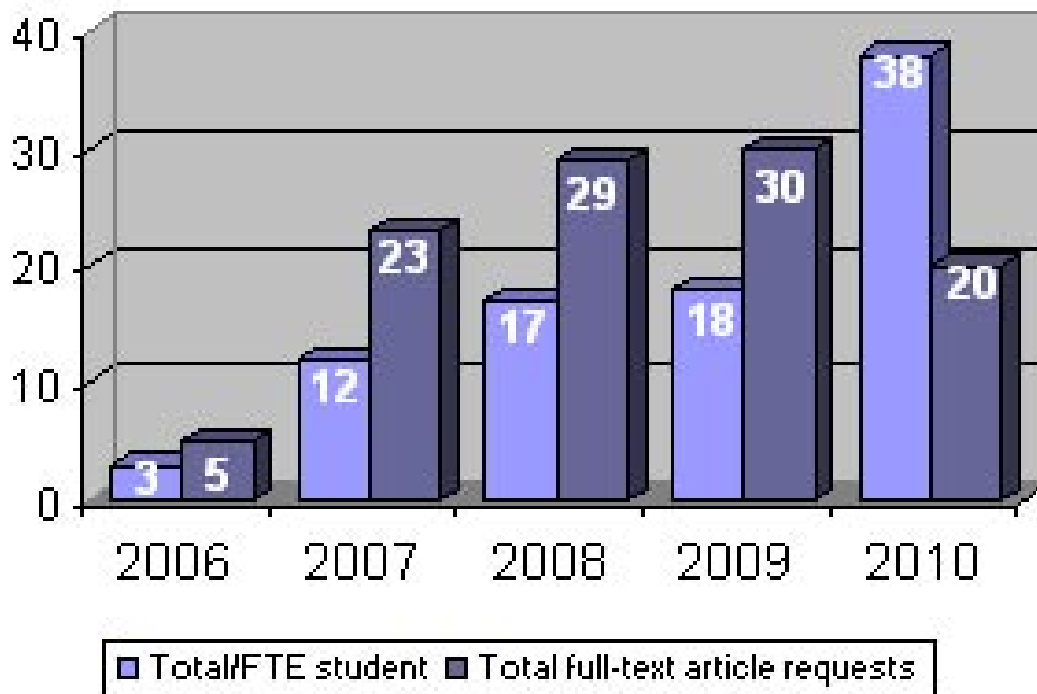




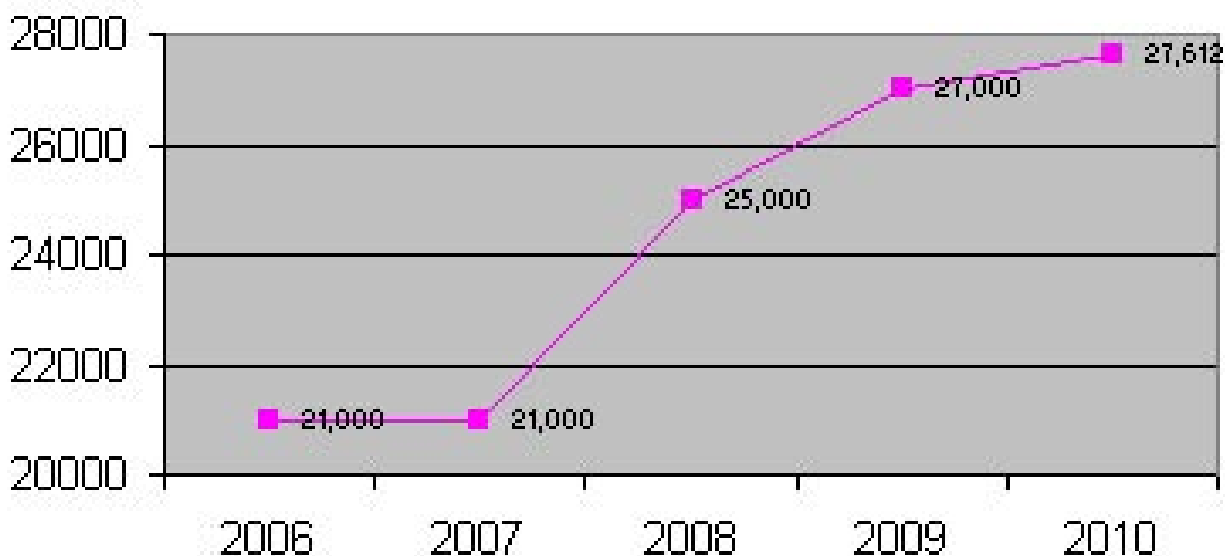
LIBRARY

	2005-06	2006-07	2007-08	2008-09	2009-10
Collections					
Total Print Volumes	21.000	21.000	25.000	27.000	27.612
Print/Microform Serial Subscriptions	15	16	14	16	18
Reference and Reserves					
In-person Reference Questions	29	93	96	108	112
Circulation					
Total/FTE student	3	12	17	18	38
Total Full-Text Article Requests	5	23	29	30	20
Student Borrowing through Consortia or Contracts	0	15	20	10	-
* Does not include reserves					

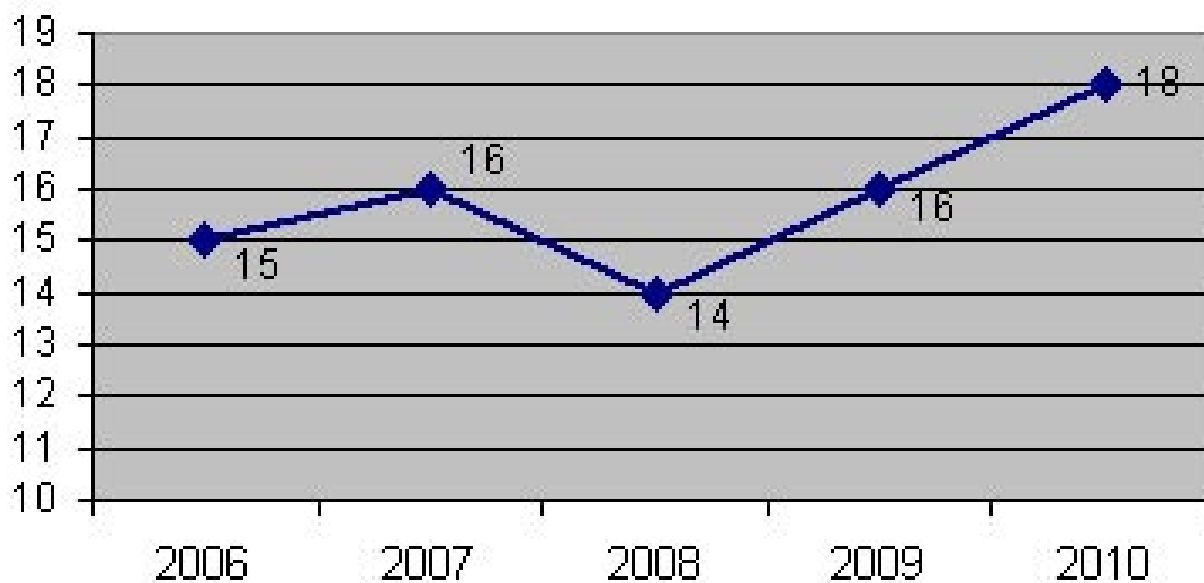
2006-2010 Circulation



2006-2010 Total Print Volumes



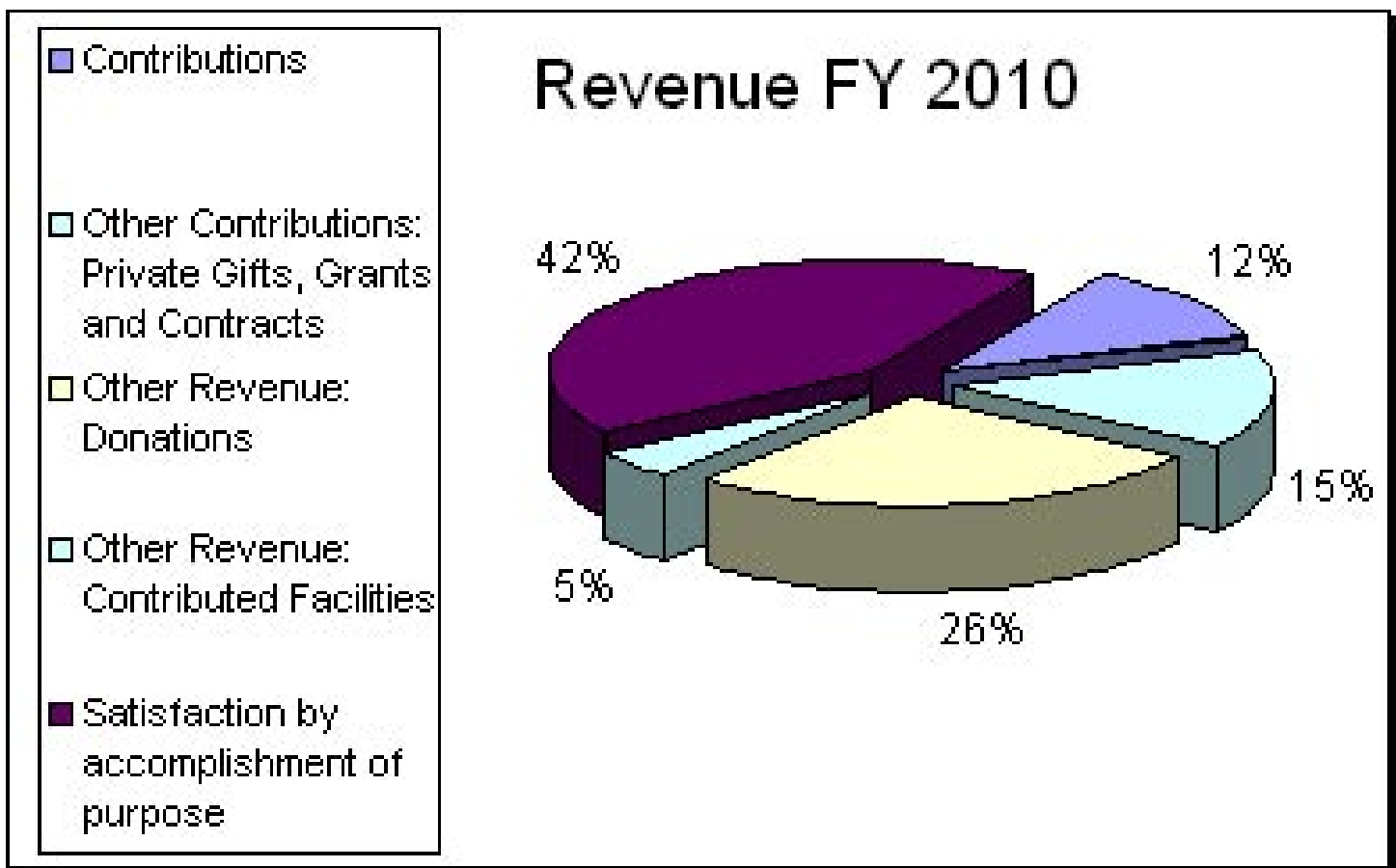
2006-2010 Print/microform Serial Subscriptions



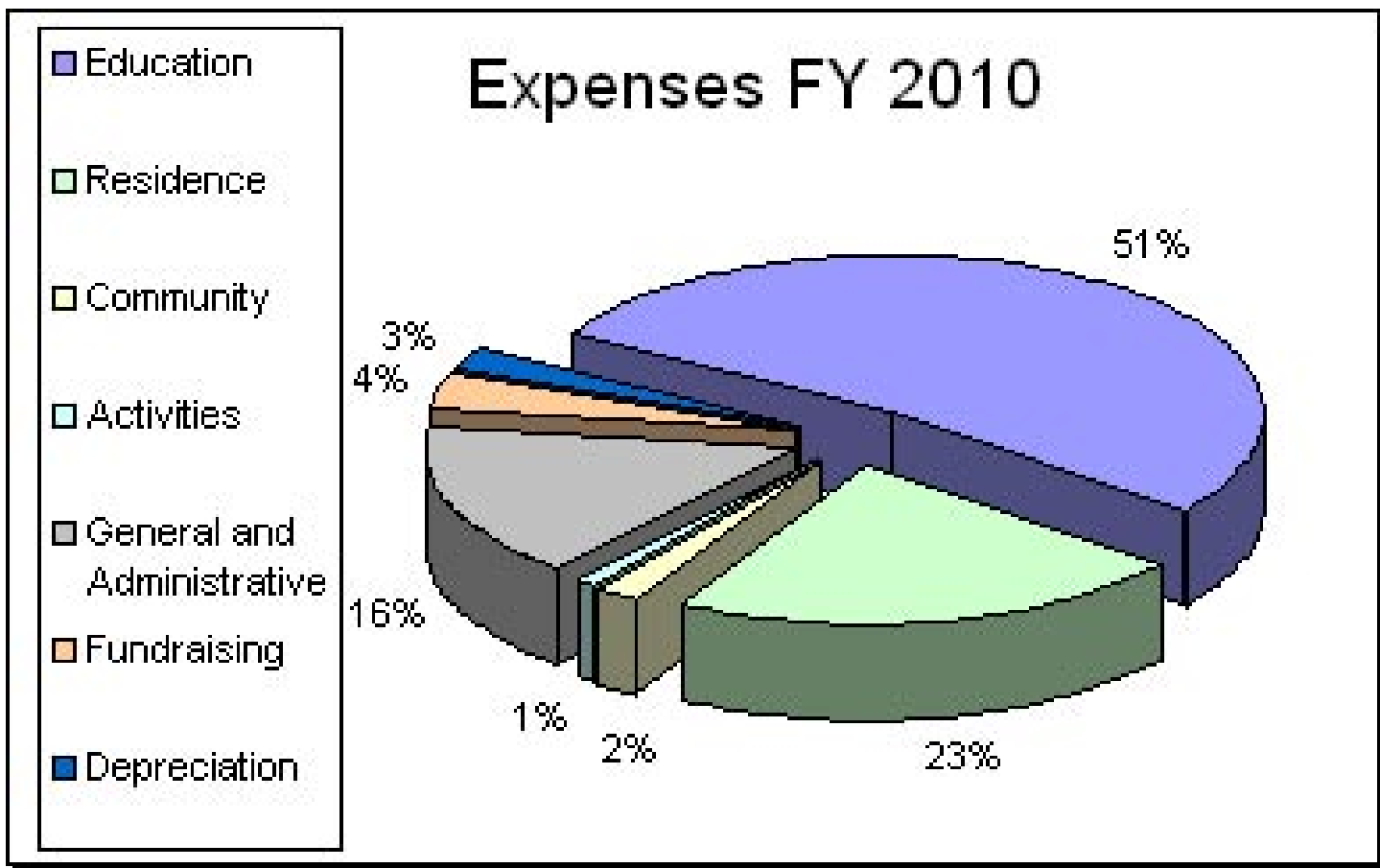


FINANCES

Revenues, Gains, and Support	
	FY 2010
Contributions	533132
Other Contributions: Private Gifts, Grants and Contracts	661633
Other Revenue: Donations	1210085
Other Revenue: Contributed Facilities	206035
Total unrestricted revenues and gains	2610885
Satisfaction by accomplishment of purpose	1948531
Total net assets released from restriction	1948531
Total unrestricted revenues, gains and other support	4559416



Expenses	
	FY 2010
Program Services:	
Education	2401666
Residence	1046539
Community	90291
Activities	39520
Supporting Services:	
General and Administrative	728256
Fundraising	168265
Depreciation	118172
Total Expenses	4592709



Mater Ecclesiae College



Fact Book 2010

FOR MORE INFORMATION

Mater Ecclesiae College

60 Austin Ave.

Greenville, RI 02828

401.949.2820

info@mecollege.org

www.mecollege.org